

Trace e pinte somente a letra **A**.

A

C

A

D

B

A

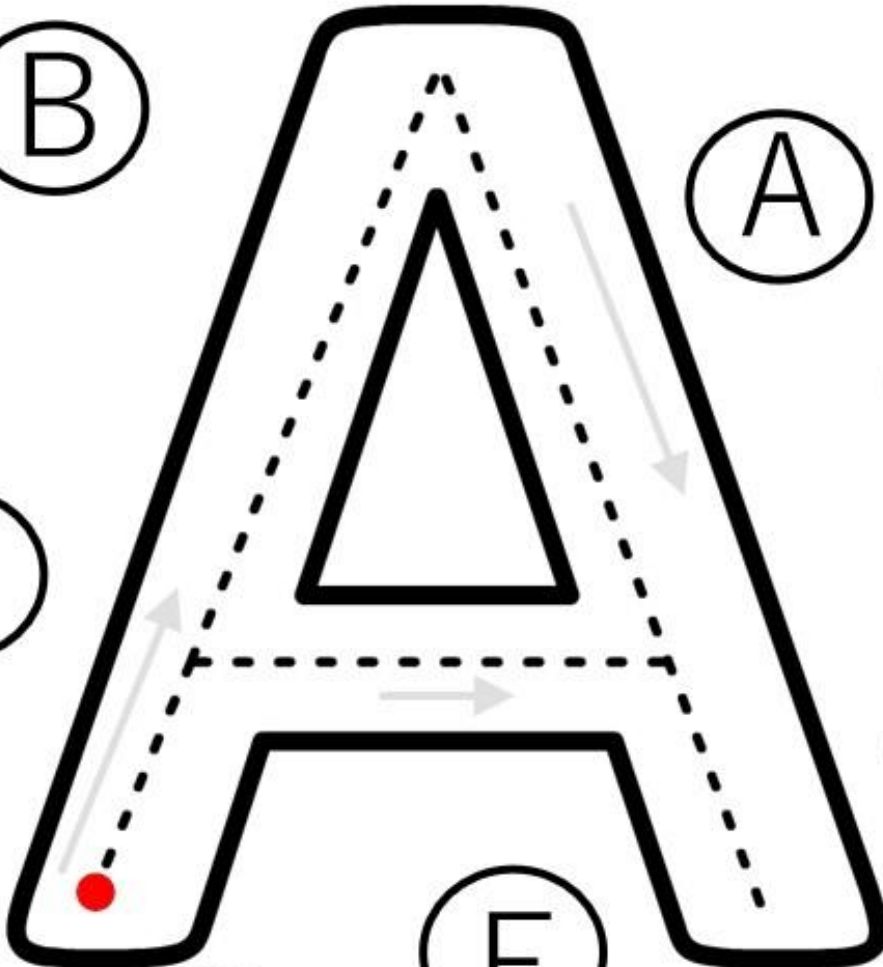
A

A

A

B

F



F

A

A



ARARA

A

A

C

G

deysianesensei.blogspot.com

Aluno (a):

Data:

/ /

Trace e pinte somente a letra **E**.

A

E

C

D

E

D

E

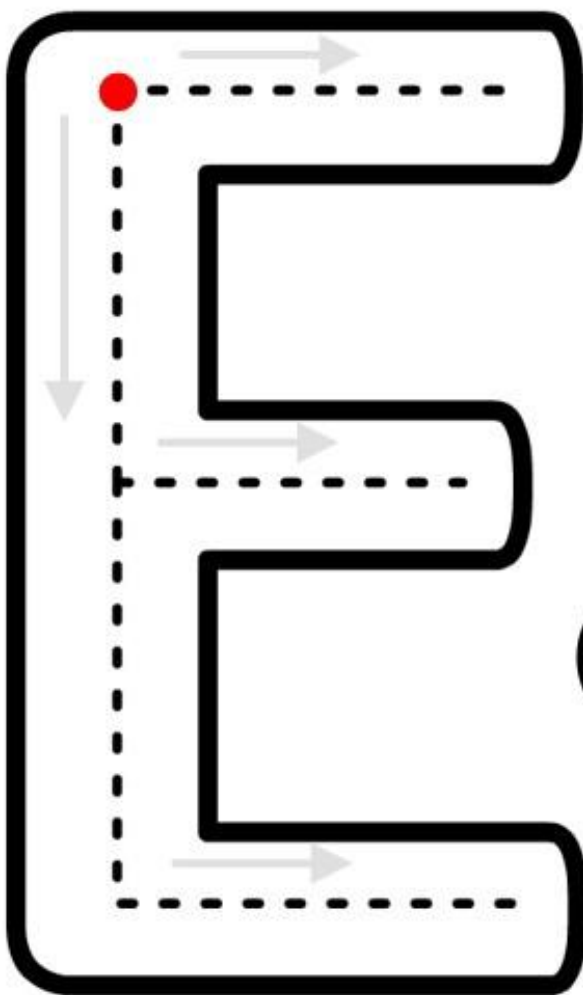
E

B

C

E

D



E



ELEFANTE

E

B

A


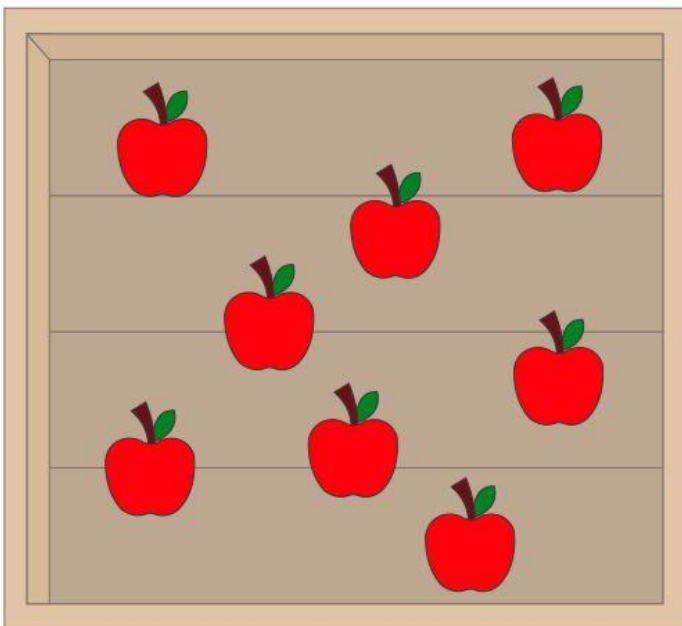
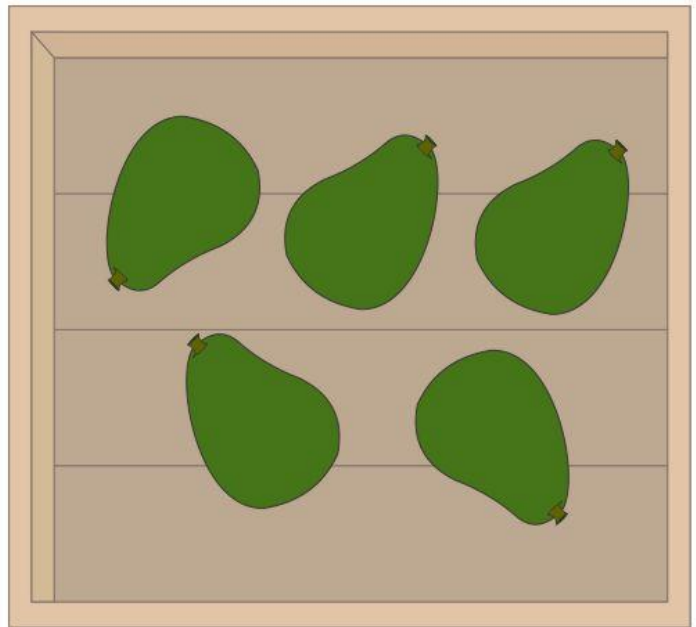

Aluno (a):

Data:

/ /

QUANTOS TEM?

ESCREVA A QUANTIDADE DE FRUTAS QUE ESTÃO DENTRO DA CAIXA.




NOME: _____

DATA: _____

www.mestredosaber.com.br

ATIVIDADE DE MATEMÁTICA

CONTE QUANTAS FIGURAS TEM EM CADA CONJUNTO E PINTE O QUADRADINHO COM NÚMERO CORRESPONDENTE.



9	7
6	5



6	3
5	4



2	5
4	3



7	6
3	2

Trace e pinte somente a letra I.

I

E

H

I

H

G

E

I

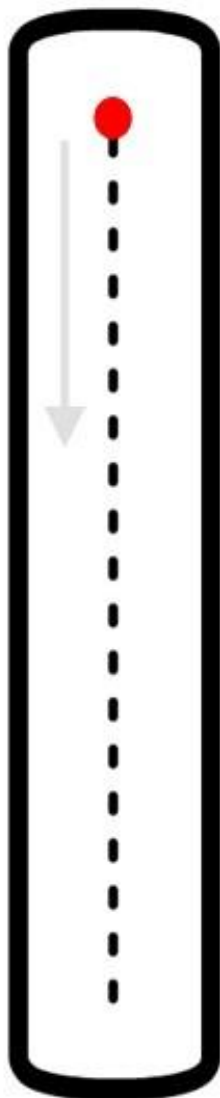
I

I

G

I

H



I



IGUANA

I

H

G

deyslanesensei.blogspot.com

Aluno(a):

Data:

/ /

Trace e pinte somente a letra **O**.

N

O

M

O

Q

O

A

B

O

O

R

P



ORNITORRINCO

O

J

O

O

Aluno (a):

Data:

/ /

Trace e pinte somente a letra **U**.

A U V U U
R U P
U V
L U
S U I
U U
N U T K



URUBU

Aluno (a):

Data:

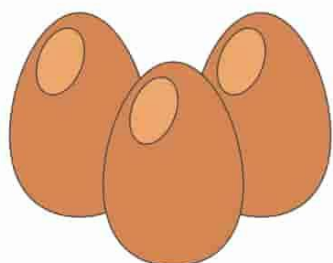
/ /

NOME: _____

DATA: _____

www.mestredosaber.com.br
www.alfabetiza.net

PINTE A LETRA QUE FALTA E COMPLETE A PALAVRA.



___VO

A

O



___BACAXI

I

A



___NDIO

Í

E



___SCADA

E

O

NOME: _____

DATA: _____


www.mestredosaber.com.br

ATIVIDADE DE MATEMÁTICA


CONTE QUANTAS FIGURAS TEM EM CADA CONJUNTO E PINTE O QUADRADINHO COM NÚMERO CORRESPONDENTE.




9	7
6	5



6	3
5	4



2	5
4	3



7	6
3	2


NOME: _____

DATA: _____

www.mestredosaber.com.br


ATIVIDADE DE MATEMÁTICA

FAÇA A ADIÇÃO DOS CONJUNTOS. EU JÁ COMECEI!




3

+

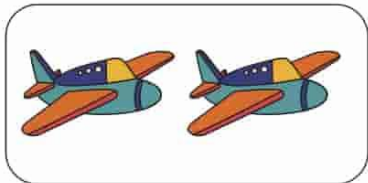


2

=




5




+



=



+



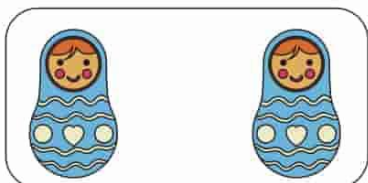
=



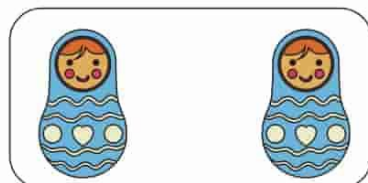
+




=





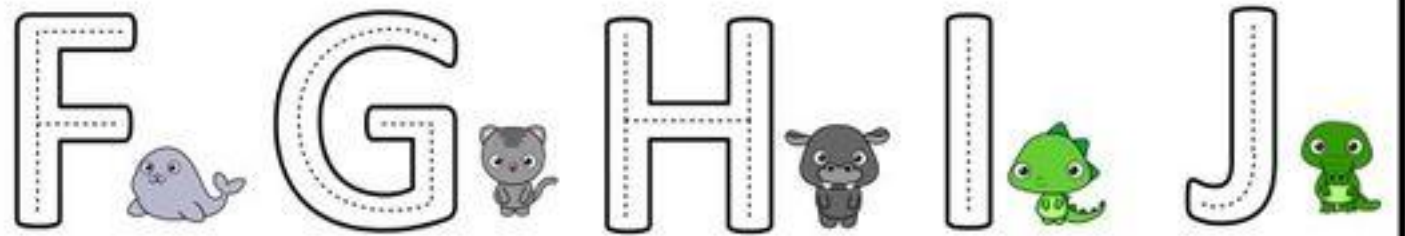
+



=



Vamos tracejar o alfabeto?



deysianesensei.blogspot.com

Aluno (a):

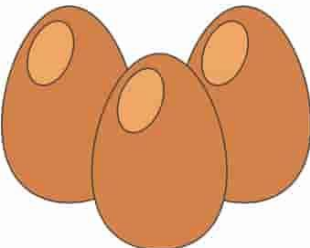
Data: / /


NOME: _____


DATA: _____


www.mestredosaber.com.br


PINTE A LETRA INICIAL E COMPLETE A PALAVRA.


	U
	O
<input type="text"/> VO	I

	E
	A
<input type="text"/> SCOVA	I

	U
	E
<input type="text"/> ' CULOS	O

	U
	I
<input type="text"/> RUBU	E

	O
	A
<input type="text"/> BACAXI	U


	A
	I
<input type="text"/> SPELHO	E


NOME: _____


DATA: _____


www.mestredosaber.com.br


PINTE A LETRA INICIAL E COMPLETE A PALAVRA.


	E
	I
<input type="checkbox"/> NDIO	O

	U
	A
<input type="checkbox"/> GULHA	E

	U
	E
<input type="checkbox"/> MORA	A

	I
	O
<input type="checkbox"/> LHA	U

	A
	I
<input type="checkbox"/> NEL	E


	A
	U
<input type="checkbox"/> NÇA	O

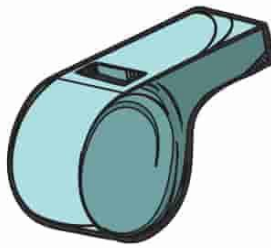
NOME: _____


DATA: _____


www.mestredosaber.com.br

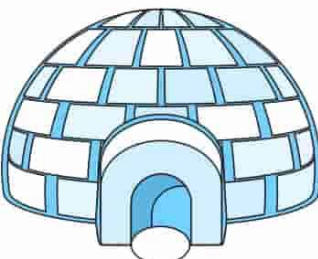
PINTE A LETRA INICIAL E COMPLETE A PALAVRA.

	O
	A
^ NIBUS	E

	I
	O
PITO	A

	A
	E
SCORPIÃO	I

	E
	O
URSO	U

	I
	U
GLU	A

	U
	E
NICÓRNIO	I


NOME: _____

DATA: _____

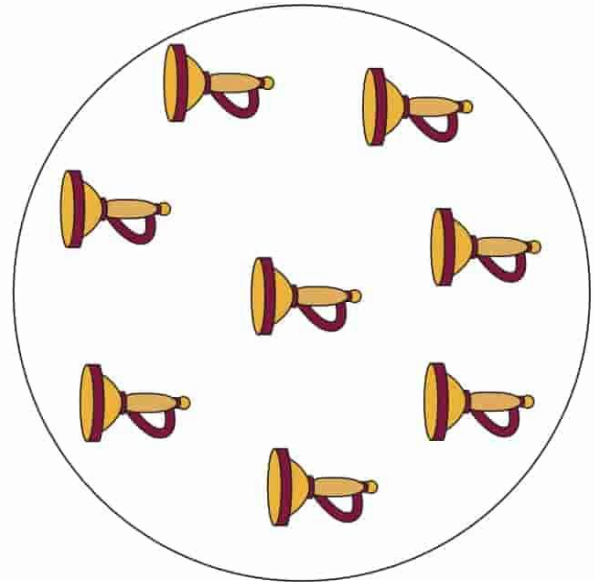
www.mestredosaber.com.br

ATIVIDADE DE MATEMÁTICA

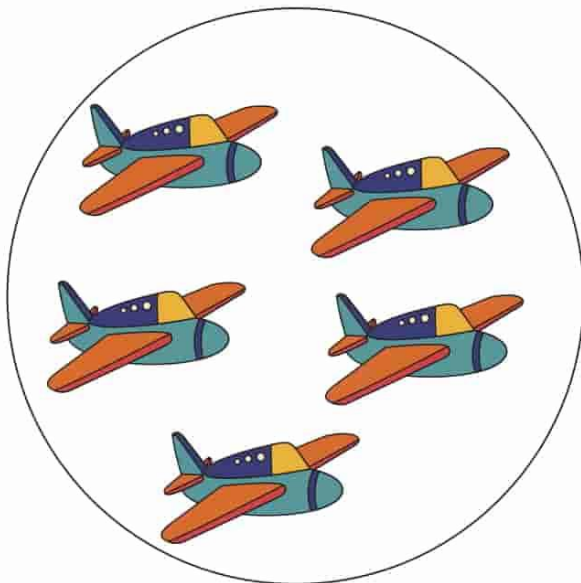
CIRCULE O NUMERAL CORRESPONDENTE AOS ELEMENTOS DE CADA CONJUNTO.




6 - 9 - 3 - 1



4 - 8 - 0 - 2



3 - 5 - 2 - 7



8 - 2 - 5 - 6

NOME: _____

DATA: _____

www.mestredosaber.com.br

COMPLETE COM A LETRA VIZINHA.

A	
---	--

	B	
--	---	--

	C	
--	---	--

	D	
--	---	--

	E	
--	---	--

	F	
--	---	--

NOME: _____

DATA: _____

www.mestredosaber.com.br

COMPLETE COM A LETRA VIZINHA.

	G	
--	---	--

	H	
--	---	--

	I	
--	---	--

	J	
--	---	--

	K	
--	---	--

	L	
--	---	--

NOME: _____

DATA: _____

www.mestredosaber.com.br

OBSERVE O NOME DE CADA CRIANÇA E RESPONDA COM O QUE SE PEDE.



THIAGO	
LETRA INICIAL	
LETRA FINAL	
TOTAL DE LETRAS	

ROBERTA	
LETRA INICIAL	
LETRA FINAL	
TOTAL DE LETRAS	



MARIA	
LETRA INICIAL	
LETRA FINAL	
TOTAL DE LETRAS	

MARIO	
LETRA INICIAL	
LETRA FINAL	
TOTAL DE LETRAS	



MATEUS	
LETRA INICIAL	
LETRA FINAL	
TOTAL DE LETRAS	

BEATRIZ	
LETRA INICIAL	
LETRA FINAL	
TOTAL DE LETRAS	



NOME: _____

DATA: _____

www.mestredosaber.com.br

OBSERVE O NOME DE CADA CRIANÇA E RESPONDA COM O QUE SE PEDE.




VIVIAN	
LETRA INICIAL	
LETRA FINAL	
TOTAL DE LETRAS	

HELOÍSA	
LETRA INICIAL	
LETRA FINAL	
TOTAL DE LETRAS	



RAQUEL	
LETRA INICIAL	
LETRA FINAL	
TOTAL DE LETRAS	

ALEX	
LETRA INICIAL	
LETRA FINAL	
TOTAL DE LETRAS	



DANIELE	
LETRA INICIAL	
LETRA FINAL	
TOTAL DE LETRAS	

DIEGO	
LETRA INICIAL	
LETRA FINAL	
TOTAL DE LETRAS	



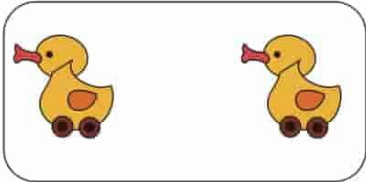
NOME: _____

DATA: _____

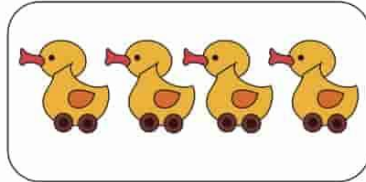
www.mestredosaber.com.br

ATIVIDADE DE MATEMÁTICA

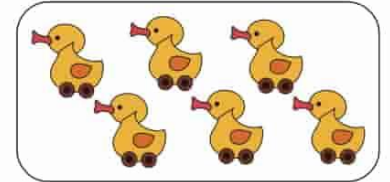
FAÇA A ADIÇÃO DOS CONJUNTOS. EU JÁ COMECEI!



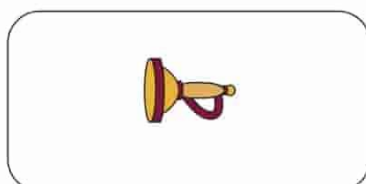
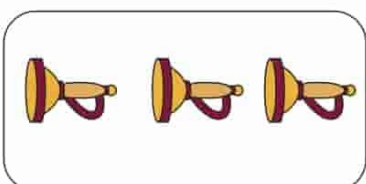


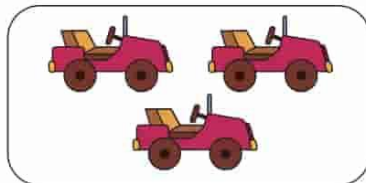
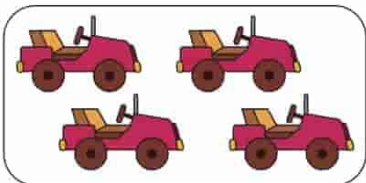

2



4



6



NOME: _____

DATA: _____

www.mestredosaber.com.br

COMPLETE COM A LETRA VIZINHA.

	M	
--	---	--

	N	
--	---	--

	O	
--	---	--

	P	
--	---	--

	Q	
--	---	--

	R	
--	---	--

NOME: _____

DATA: _____

www.mestredosaber.com.br

COMPLETE COM A LETRA VIZINHA.

	S	
--	---	--

	T	
--	---	--

	U	
--	---	--

	V	
--	---	--

	W	
--	---	--

X		
---	--	--


NOME: _____

DATA: _____

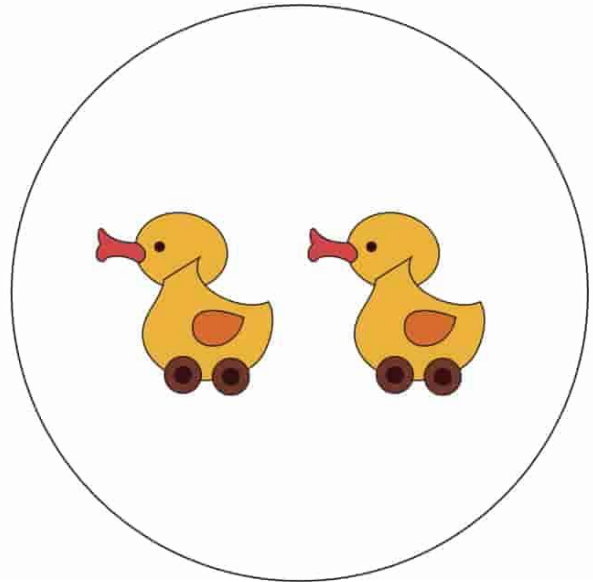
www.mestredosaber.com.br

ATIVIDADE DE MATEMÁTICA


CIRCULE O NUMERAL CORRESPONDENTE AOS ELEMENTOS DE CADA CONJUNTO.



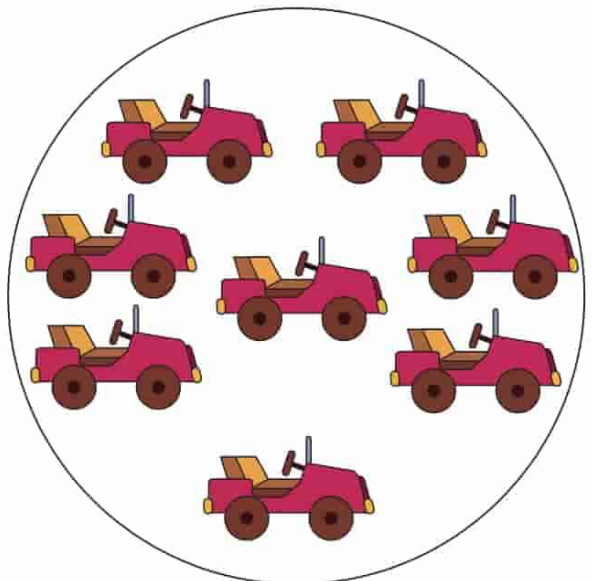
6 - 9 - 3 - 1



4 - 8 - 0 - 2



3 - 5 - 2 - 7



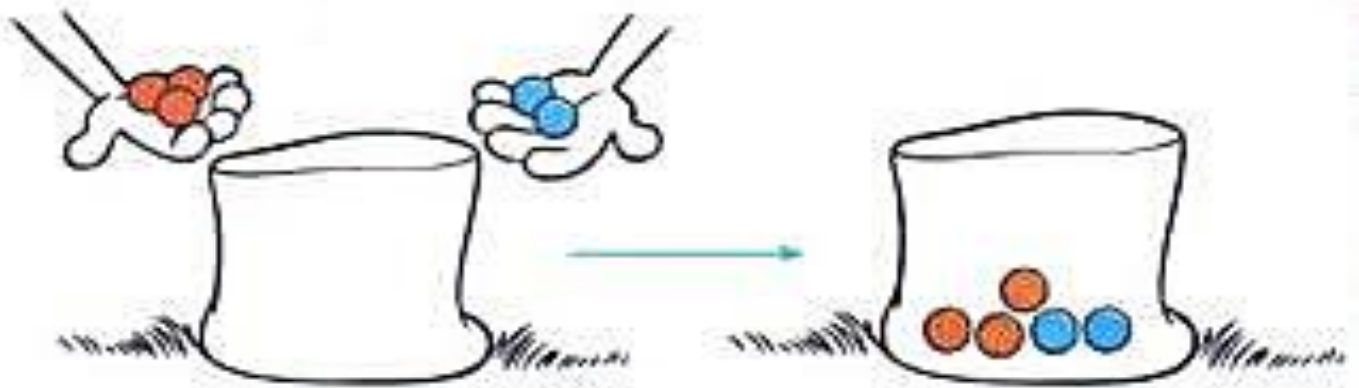
8 - 2 - 5 - 7

Conte as bolinhas de cada cor e responda:

Quantas bolinhas são vermelhas? _____

Quantas bolinhas são azuis? _____

Quantas bolinhas vão ficar dentro do saquinho? _____




● ● ● junto com ● ● são ● ● ● ● ● ●

Quantas bolinhas há no total? _____

Quantas bolinhas são vermelhas? _____

Quantas bolinhas são azuis? _____

E agora, quantas bolinhas ficarão no saquinho? _____



● ● ● junto com ● ● ● ● ● ● ● ● ● ● são ● ● ● ● ● ● ● ● ● ● ● ●







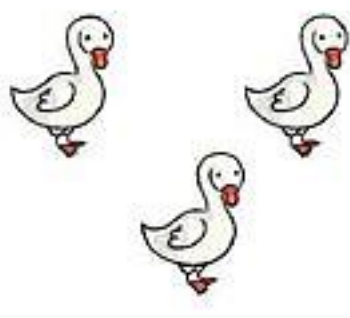

Quantas bolinhas há no total? _____



Nome: _____

0	1	2	3	4	5	6	7	8	9	10
---	---	---	---	---	---	---	---	---	---	----

- DE ACORDO COM OS DESENHOS, COMPLETEM AS HISTÓRIAS MATEMÁTICAS:

<p>TINHAM:</p> 	<p>CHEGOU MAIS:</p> 	<p>..... CRIANÇAS FICARAM BRINCANDO.</p>
<p>NO PASTO, TINHA:</p> 	<p>CHEGOU MAIS:</p> 	<p>FICARAM VACAS.</p>
<p>HAVIAM:</p> 	<p>CHEGARAM MAIS:</p> 	<p>FICARAM OVELHAS.</p>
<p>TINHAM:</p> 	<p>CHEGARAM MAIS:</p> 	<p>FICARAM PATOS.</p>



NOME: _____ DATA: __/__/__

- CIRCULE OS DESENHOS QUE SÃO ANIMAIS:



NOME:

- Todas as figuras se repetem, menos uma, circule-a:



NOME: _____

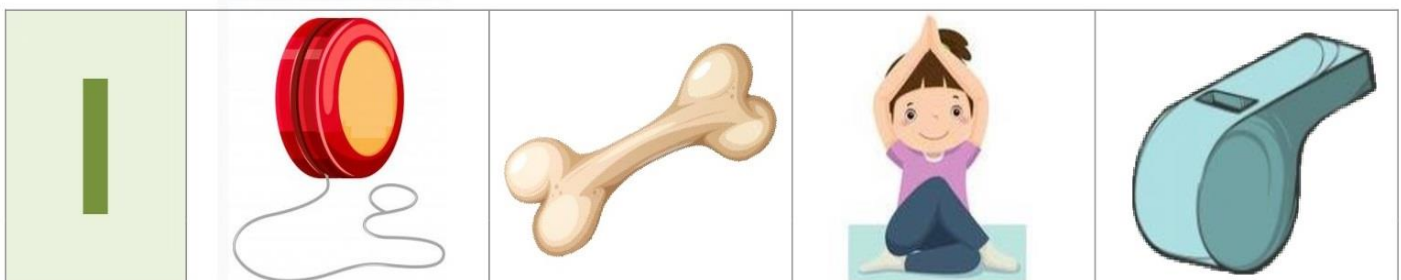
TURMA: _____

DATA: ___ / ___ / ___

ATIVIDADES PARA EDUCADORES – Elisângela Terra – www.atividadesparaeducadores.blogspot.com




- CIRCULAR OS DESENHOS QUE COMEÇAM COM AS LETRAS EM DESTAQUE:



NOME:

- Circule a figura que está diferente em cada grupo de animais:



NOME: _____ DATA: __/__/____

- CIRCULE TODAS AS TARTARUGAS QUE ESTÃO INDO NA MESMA DIREÇÃO DA TARTARUGA DO QUADRO ABAIXO:







CADA UM NA SUA CASA, ESTUDANDO COM CARINHO!

NOME: _____

- LIGUE CADA ANIMAL A SUA SOMBRA:



- CIRCULE A ABELHA QUE ESTÁ VOANDO NA DIREÇÃO CONTRÁRIA DAS DEMAIS ABELHAS:





CADA UM NA SUA CASA, ESTUDANDO COM CARISSO!











NOME: _____

- LIGUE O PASSARINHO AO CONJUNTO AO QUAL PERTENCE:



- CIRCULE O GATO DIFERENTE:





Cortar partes do corpo e rotular



Quantos você tem?

- Eu tenho  Cabeça
- Eu tenho  Olhos
- Eu tenho  Boca
- Eu tenho  Dedos
- Eu tenho  Mãos
- Eu tenho  Braços
- Eu tenho  Dedos do pé
- Eu tenho  Orelhas
- Eu tenho  Joelhos



NOME: _____

0	1	2	3	4	5	6	7	8	9	10
---	---	---	---	---	---	---	---	---	---	----


1) CIRCULE A CRIANÇA QUE ESTÁ PERTO DA ÁRVORE:



2) QUAL CRIANÇA ESTÁ SEGURANDO O OBJETO MAIS PESADO? FAÇA UM X:



3) CONTE QUANTOS GATOS TEM EM CADA QUADRO E ESCREVA O NÚMERO NOS QUADRINHOS:



ATIVIDADE

EU SOU: _____

1- SIGA A LEGENDA DE CORES EM DESTAQUE E CONTINUE COLORINDO AS BORBOLETAS.

