

UME EDMÉA LADEVIG

ANO: 8º

COMPONENTE CURRICULAR: INGLÊS

PROFESSORAS: EDINEIA ALONSO XAVIER

SIMONE SILVA SANTOS

PERÍODO: 18/10/2021 a 29/10/2021

Nome do aluno: _____

1) Complete o trecho sobre a história do Halloween com as palavras dadas a seguir:

Halloween

Put each of the following words or phrases in its correct place in the passage below!

Celebrated	jack-o-lantern	costumes	skeletons	tradition
witches	treats	candle	ghosts	pumpkin
evil	trick	dead	Trick or Treat	

The old word Halloween, or Hallowe`en, was originally "Hallows Evening" the night before All Hallows or All Saints` Day. _____(1) on October 31st, Halloween is a night when spirits of the _____(2) were believed to walk the earth. Now people (especially children) observe this day by dressing up in _____(3) of _____(4) (spirits), _____(5) (women with bad magic power), _____(6) (the bones), bats, black cats, etc. and going door to door to get sweets. The children shout " _____(7)", and you`d better give them some candies – some _____(8) or they might just play a nasty _____(9) on you, like throwing toilet paper on a tree in front of your house.

Another Halloween _____(10) is to carve a _____(11) from a big round vegetable called _____(12). First, you cut a hole in the top, take out the insides, then cut holes for the eyes, nose and mouth and finally put a _____(13) inside it so that the face glows in the night and protects you from the _____(14) spirits.

Glossário

Evil = mau, cruel

To glow = brilhar, iluminar












Nasty = desagradável

Observe a holiday = celebrar um feriado

2) Complete os espaços de 1 a 12 com as palavras dadas no retângulo. Se precisar, pesquise as palavras em um dicionário.

black cat, cemetery, witch, ghost, broom, fence

jack-o'- lantern, grave, branch, owl, skeleton, bat

1. <input type="text"/>		7. <input type="text"/>	
2. <input type="text"/>		8.  <input type="text"/>	
3.  <input type="text"/>		9. <input type="text"/>	
4. <input type="text"/>		10. <input type="text"/>	
5. <input type="text"/>		11.  <input type="text"/>	
6. <input type="text"/>		12. <input type="text"/>	