

UME CIDADE DE SANTOS

9º ANO COMPONENTE CURRICULAR: LÍNGUA INGLESA

PROFESSOR: SÍLVIA TEIXEIRA LIMA

PERÍODO DE 23/08 a 31/08 de 2021


ROTEIRO

NAME : _____ 9º _____

Ms. Miller's Classroom

Ms. Miller is a **teacher**. Her **students** are in grades 3 and 4.

Every student has a **chair** and a **desk**. Ms. Miller has a chair and a desk too. She also has a **computer**.



Every grade 3 student has a **pencil** and an **eraser**. Every grade 4 student has a **pen**. All of the students have **scissors** and **glue**.

"Open your **textbook**," Ms. Miller tells her students. Then she goes to the **whiteboard**. "Let's begin!"

1. Complete os espaços em branco com o nome dos objetos.










 desk					
					

2. Vamos interpretar o texto juntos







- 1 Who is Ms. Miller?
 - a) a student
 - b) a teacher
 - c) a parent
- 2 What does every student have?
 - a) a desk
 - b) a computer
 - c) an eraser
- 3 Do the grade 3 students have pens?
 - a) yes
 - b) no
- 4 Who has a pencil?
 - a) every student and teacher
 - b) the grade 3 students
 - c) the grade 4 students
- 5 What does Ms. Miller tell the students?
 - a) Read your book.
 - b) Begin the test.
 - c) Open your textbook.
- 6 Where does Ms. Miller go at the end of the story?
 - a) to the whiteboard
 - b) to her chair
 - c) to her desk

VERB BE – O VERBO SER E ESTAR.

COMO FALAR QUEM SOMOS E COMO ESTAMOS EM INGLÊS?

Pronouns	 <p>I am I am Syrian.</p>		 <p>you are You are happy.</p>	
	 <p>he is He is 11 years old.</p>		 <p>she is She is a student.</p>	
	 <p>it is It is furry.</p>			
	 <p>we are We are at school.</p>		 <p>they are They are shy.</p>	
Nouns	 <p>[singular noun] is The dog is big.</p>			
			 <p>[plural noun] are The dogs are friendly.</p>	

1 Picture Dictionary

 <p>a girl</p>	 <p>a boy</p>	 <p>a dog</p>	 <p>a student</p>
 <p>happy</p>	 <p>tired</p>	 <p>cold</p>	 <p>angry</p>
 <p>sick</p>	 <p>hungry</p>	 <p>at home</p>	 <p>at school</p>

2



I am...

COMPLETE AS FRASES COM O
VERB BE QUE ESTÁ FALTANDO

Ex

I am happy.

1



I _____ sick.

2



I _____ a student.

3



I _____ tired.

5



_____ hungry.

6



_____ at school.

7



8



3



You are...

Ex

You are at home.

1



You _____ a boy.

2



You _____ sick.

3



You _____ happy.

5



_____ angry.

6



_____ cold.

7



8



5



She is...

Ex

She is a girl.

1



She _____ at school.

2



She _____ tired.

3



She _____ happy.

4



_____ at home.

5



_____ a student.

6



_____ angry.

7



8



6



It is...

Ex

It **is** angry.

1



It _____ a dog.

2



It _____ happy.

3



It _____ hungry.

4



_____ cold.

5



_____ at school.

6



_____ sick.


7



8



7



We are...

Ex

We **are** cold.

1



We _____ students.

2



We _____ at school.

3



We _____ tired.

4



_____ happy.

5



_____ at home.

6



_____ hungry.

7



8



8



They are...

Ex

They **are** tired.

1



They _____ happy.

2



They _____ sick.

3



They _____ at home.

4



_____ students.

5



_____ angry.

6



_____ cold.

7






8




9 The student is...





Ex   The student is at school.

1  The student _____ a boy.

10 The students are...



Ex  The students are sick.

1  The students _____ hungry.

11 Quiz

Write a sentence for each picture.

ESCREVA UMA FRASE COM
BASE EM CADA IMAGEM

Ex  he He is cold.


1  we _____

2  it _____

3  I _____

4  they _____

5  the student _____

6  she _____

7  you _____

8  the students _____