

TERÇA-FEIRA: 16/03

1- COPIE A PALAVRA

MENINA



2. PINTE AS SILABAS DA PALAVRA **MENINA**

ME NI NA

ME	NA	NI	NA
NA	ME	NA	ME
NI	NA	NO	NA
ME	NA	NO	MO
NA	ME	NU	NE

PINTE A PALAVRA

MENINA

Menina

memima

MENINO SAPATO memima

MENINA MANO SAPO mala

BOTA PATO

MENINA menina

mina memima

PEIXE menina MEIA DADO

MENINO MENA MENINA mina

QUANTAS PALAVRAS VOCÊ
PINTOU?

1 2 3 4 5 6 7 8 9 10

MENINO



MENINO

menino

ME NI NO

ne ni no

MENINO

menino

MENINA

Menina

menina



MENINO

menino

menino



COPIE AS PALAVRAS



MENINA

MENINA

menina



MENINO

MENINO

menino

OLHE AS IMAGENS E ESCREVA AS PALAVRAS.



LIGUE E LEIA:

NANI *

* MENA

NINO *

* MENINO

MENA *

* NANI

NINI *

* MENINA

MENINO *

* NINO

MENINA *

* NINI

LIGUE AS FIGURAS ATÉ OS NOMES:



BO LA



BA RA TA

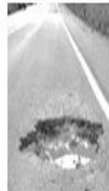
BU RA CO

BO NE CA



BI CI CLE TA

BE BÊ



BA



BE



BI



BO



BU

BA

BE

BI

BO

BU

BA

BE

BI

BO

BU

Vamos escrever as sílabas que estão faltando:



U RU



A LHA



A CA XI



NE CA



CI CLE TA



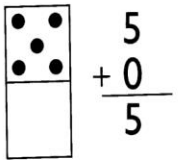
UM GO

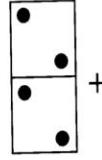
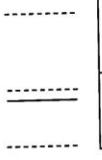
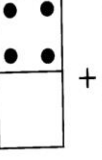
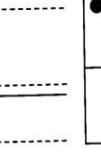
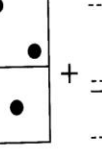



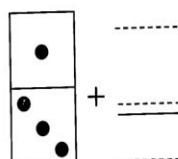
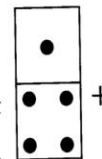

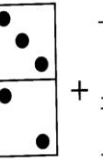
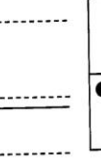
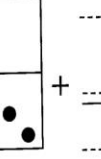


HORIZONTAL OU VERTICAL?

1) OBSERVE AS PEÇAS DO DOMINÓ E REGISTRE OS FATOS EM CADA QUADRO, CONFORME O MODELO.


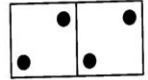
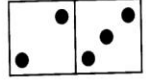
FORMA VERTICAL





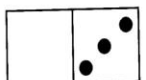
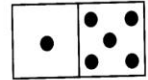
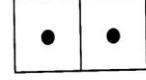


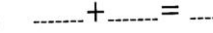

$$\begin{array}{r} 5 \\ + 0 \\ \hline 5 \end{array}$$

 $+$

 $+$

 $+$

 $+$

 $+$



 $+$

 $+$

 $+$

 $+$

 $+$

 $+$

 $+$


FORMA HORIZONTAL

$$2 + 2 = 4$$
 $+$

 $=$





 $+$

 $=$

 $+$

 $=$










SUBTRAÇÃO

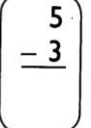
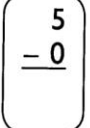
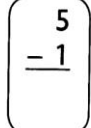
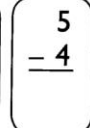
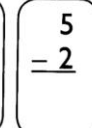
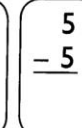
O QUE É SUBTRAÇÃO?
 SUBTRAIR É O MESMO QUE TIRAR, SEPARAR.
 O SINAL DA SUBTRAÇÃO É ESTE: $-$,
 QUE SE LÊ MENOS.




1) QUANTOS ELEMENTOS SOBRAVAM EM CADA CONJUNTO? ESCREVA O RESULTADO.

	$5 - 0 =$ _____
	$5 - 1 =$ _____
	$5 - 2 =$ _____
	$5 - 3 =$ _____
	$5 - 4 =$ _____
	$5 - 5 =$ _____

2) DÊ OS RESULTADOS DAS OPERAÇÕES NA FORMA VERTICAL.



COPIE



CA

CA

CA



CE

CE

CE



CI

CI

CI



CO

CO

CO



CU

CU

CU

LIGUE :



CE BO LA

CIR CO

CU E CA

CE LU LAR

CO CO

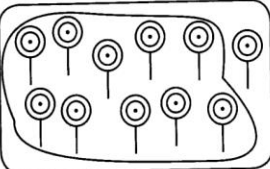






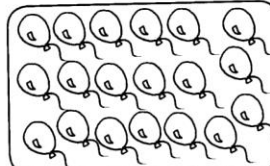

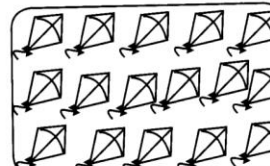
CA SA






Qual o nome correto de cada ave?

LIMITANDO E REGISTRANDO

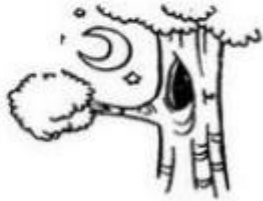
1) Limite uma dezena em cada quadro. Conte os elementos que sobraram. Depois, escreva os numerais no quadro posicional e no pontilhado. Veja o modelo:

	<table border="1"><tr><th>D</th><th>U</th></tr><tr><td>1</td><td>1</td></tr><tr><td colspan="2">.....</td></tr><tr><td>1</td><td>1</td></tr></table>	D	U	1	1		1	1		<table border="1"><tr><th>D</th><th>U</th></tr><tr><td> </td><td> </td></tr><tr><td colspan="2">.....</td></tr><tr><td> </td><td> </td></tr></table>	D	U					
D	U																		
1	1																		
.....																			
1	1																		
D	U																		
.....																			
	<table border="1"><tr><th>D</th><th>U</th></tr><tr><td> </td><td> </td></tr><tr><td colspan="2">.....</td></tr><tr><td> </td><td> </td></tr></table>	D	U							<table border="1"><tr><th>D</th><th>U</th></tr><tr><td> </td><td> </td></tr><tr><td colspan="2">.....</td></tr><tr><td> </td><td> </td></tr></table>	D	U					
D	U																		
.....																			
D	U																		
.....																			
	<table border="1"><tr><th>D</th><th>U</th></tr><tr><td> </td><td> </td></tr><tr><td colspan="2">.....</td></tr><tr><td> </td><td> </td></tr></table>	D	U							<table border="1"><tr><th>D</th><th>U</th></tr><tr><td> </td><td> </td></tr><tr><td colspan="2">.....</td></tr><tr><td> </td><td> </td></tr></table>	D	U					
D	U																		
.....																			
D	U																		
.....																			
	<table border="1"><tr><th>D</th><th>U</th></tr><tr><td> </td><td> </td></tr><tr><td colspan="2">.....</td></tr><tr><td> </td><td> </td></tr></table>	D	U							<table border="1"><tr><th>D</th><th>U</th></tr><tr><td> </td><td> </td></tr><tr><td colspan="2">.....</td></tr><tr><td> </td><td> </td></tr></table>	D	U					
D	U																		
.....																			
D	U																		
.....																			
	<table border="1"><tr><th>D</th><th>U</th></tr><tr><td> </td><td> </td></tr><tr><td colspan="2">.....</td></tr><tr><td> </td><td> </td></tr></table>	D	U							<table border="1"><tr><th>D</th><th>U</th></tr><tr><td> </td><td> </td></tr><tr><td colspan="2">.....</td></tr><tr><td> </td><td> </td></tr></table>	D	U					
D	U																		
.....																			
D	U																		
.....																			


		
TUTANO	ARANHA	GALINHA
TUCANO	AMADA	GATINHA
TOCANDO	ARARA	GRACINHA

SEXTA-FEIRA: 26/03

Leve cada animal a sua casa!



RECORTE E COLE NO SEU CADERNO SEGUINDO A SEQUÊNCIA:
IMAGEM - NOME DO ANIMAL - CARACTERÍSTICA DO CORPO



PENAS

ESCAMAS

PÊLO

PEIXE

AVE

URSO