

Atividade

UME PREFEITO ESMERALDO TARQUÍNIO

ANO: CICLO I TERMO 4

COMPONENTE CURRICULAR: LÍNGUA INGLESA

PROFESSOR: CRISTINA SANNA

PERÍODO: 22/06/2020 e 03/07/2020

Temos algumas cores abaixo, em Inglês.



RED → VERMELHO
YELLOW → AMARELO
BLUE → AZUL
GREEN → VERDE
ORANGE → LARANJA
PURPLE → ROXO
PINK → ROSA
BROWN → MARROM
WHITE → BRANCO
BLACK → PRETO

Name: _____ Class: _____

Assista ao vídeo para entender a pronúncia correta das cores:

<https://www.youtube.com/watch?v=as4KMcl9LDA>

Encontre as cores, em Inglês, no caça palavras:



green

yellow

black

blue

orange

brown

red

white

pink

Name: _____ Class: _____

Vamos colorir e descobrir?

Primary Colors



RED



YELLOW



BLUE

Secondary Colors



RED

+



YELLOW

=



ORANGE



RED

+



BLUE

=



VIOLET



BLUE

+



YELLOW

=



GREEN










Obs.: VIOLET → VIOLETA

GRAY → CINZA

Name: _____ Class: _____

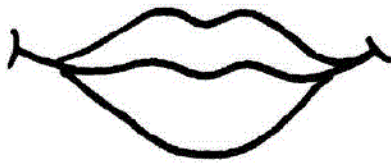
Agora, VAMOS pintar as 'STARS' nas cores pedidas.

★ THE STARS ★

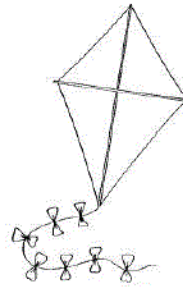
		
GREEN	PINK	PURPLE
		
BROWN	RED	YELLOW
		
ORANGE	WHITE	BLUE

Name: _____ Class: _____


Color:



Pink mouth



yellow kite



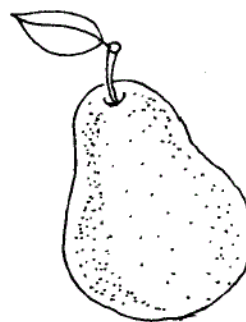
Brown horse



Blue star



Red house



Green pear

Name : _____ Class : _____

Let's count! (Vamos contar!) - NUMBERS



Para saber mais, assista aos vídeos abaixo:

<https://www.youtube.com/watch?v=zYvITpstyp8>

<https://www.youtube.com/watch?v=TuNUCGYFohw>

Activities - Vamos praticar:

PINTE NA COR E QUANTIDADE PEDIDAS

three yellow chicks



two green trees



four blue fish













Name: _____ Class: _____

Reescreva os números embaralhados de 1 a 10, em Inglês, por extenso ordenadamente.

NUMBERS 1-10

Unscramble

 E N O □ □ □	 S I X □ □ □
 W O T □ □ □	 N E V S E □ □ □ □ □
 H E T R E □ □ □ □ □	 G E T H I □ □ □ □ □
 O U F R □ □ □ □	 N E N I □ □ □ □
 V E I F □ □ □ □	 E N T □ □ □ □

11	eleven	21	twenty-one
12	twelve	30	thirty
13	thirteen	40	forty
14	fourteen	50	fifty
15	fifteen	60	sixty
16	sixteen	70	seventy
17	seventeen	80	eighty
18	eighteen	90	ninety
19	nineteen	100	a hundred
20	twenty		

Em Inglês, quando precisamos agregar uma unidade a um número cheio (dezena, centena etc.), apenas acrescentamos o hífen e a unidade de um a nove (one to nine). Veja os exemplos abaixo:

30 → thirty

60 → sixty

31 → thirty-one

66 → sixty-six

32 → thirty-two

67 → sixty-seven

80 → eighty

83 → eighty-three


85 → eighty-five

E assim por diante...

Name: _____ Class: _____

NUMBERS

Complete:



11 EL_V_N

12 _WE_V_

13 TH_RT__N

14 F__RTEEN

15 _I_TEEN


16 ___TEEN

17 SE__NT__N

18 EIG__EEN

19 NI__T_EN

20 TW__TY



Name : _____ Class : _____

COMPLETE DE 10 EM 10, EM INGLÊS.

ten

.....

SOME OS NUMERAIS E ESCREVA OS RESULTADOS,
CONFORME ESCRITOS POR EXTENSO.

▶ One + seven = eight

$$\begin{array}{|c|} \hline 1 \\ \hline \dots\dots\dots \\ \hline \end{array} + \begin{array}{|c|} \hline 7 \\ \hline \dots\dots\dots \\ \hline \end{array} = \begin{array}{|c|} \hline 8 \\ \hline \dots\dots\dots \\ \hline \end{array}$$

▶ Ten + nine = nineteen

$$\begin{array}{|c|} \hline \dots\dots\dots \\ \hline \end{array} + \begin{array}{|c|} \hline \dots\dots\dots \\ \hline \end{array} = \begin{array}{|c|} \hline \dots\dots\dots \\ \hline \end{array}$$

▶ Forty + ten = fifty

$$\begin{array}{|c|} \hline \dots\dots\dots \\ \hline \end{array} + \begin{array}{|c|} \hline \dots\dots\dots \\ \hline \end{array} = \begin{array}{|c|} \hline \dots\dots\dots \\ \hline \end{array}$$

▶ Eleven + thirty-five = forty-six

$$\begin{array}{|c|} \hline \dots\dots\dots \\ \hline \end{array} + \begin{array}{|c|} \hline \dots\dots\dots \\ \hline \end{array} = \begin{array}{|c|} \hline \dots\dots\dots \\ \hline \end{array}$$

▶ Four + forty-three = forty-seven

$$\begin{array}{|c|} \hline \dots\dots\dots \\ \hline \end{array} + \begin{array}{|c|} \hline \dots\dots\dots \\ \hline \end{array} = \begin{array}{|c|} \hline \dots\dots\dots \\ \hline \end{array}$$



Name: _____ Class: _____

Encontre os números de 1 a 20, em Inglês, no caça-palavras:

Numbers

D S I X D Y T N B X M H A V Z C F W	ONE	NINETEEN
T A G H Z O H F R Y G U N R L B O O	TWO	TWENTY
H Q H R U G R F O U R T E E N X V W	THREE	
I G N E C C E M D N H N T X G F R S	FOUR	
R Q V S I R E R Q A Y P W U G I T Z	FIVE	
T J F E I G H T V W U C E L E V E N	SIX	
E V F V S F G E Z A Z W L T M O N H	SEVEN	
E K W E M I J R Q X G E V N I B G V	EIGHT	
N M F N K F Y P S I X T E E N A E O	NINE	
I U U T S T W E N T Y Q S L F A Z Z	TEN	
N I N E T E E N R F I V E K F H G Y	ELEVEN	
J F F E E E A H Z L P G V B I L O J	TWELVE	
W E C N G N U E I G H T E E N I N E	THIRTEEN	
F W F O U R Y H U K S O N Z N U E P	FOURTEEN	
A S I X L N X V P O F T S F N Z H C	FIFTEEN	
C H F F S V Z D T H J G J G L E H M	SIXTEEN	
P I P Y B C I G W R B U P I X V A T	SEVENTEEN	

